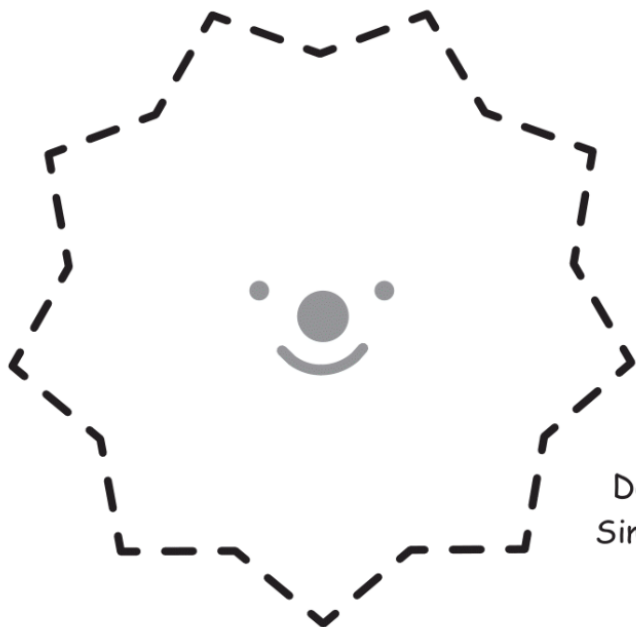



MAKE YOUR OWN

MONGREL

Say hello to the Mongrels!

A group of characters created by illustrator Simon Sjoquist as his BFA project at the Cleveland Institute of Art. Mongrels are the embodiment of childhood wants and dreams and meant to be a reminder to yourself that its okay to let out your inner kid. Creativity is the name of the game in making your own Mongrel, the tools you use to create your own little guy are up to you! You don't even need to use the patterns here you can make yours any shape or size you want, let your creativity flow. Mongrels represent you and your dreams, and they hold them tight while you take on the world!



Designed by:
Simon Sjoquist
2022

INSTRUCTIONS

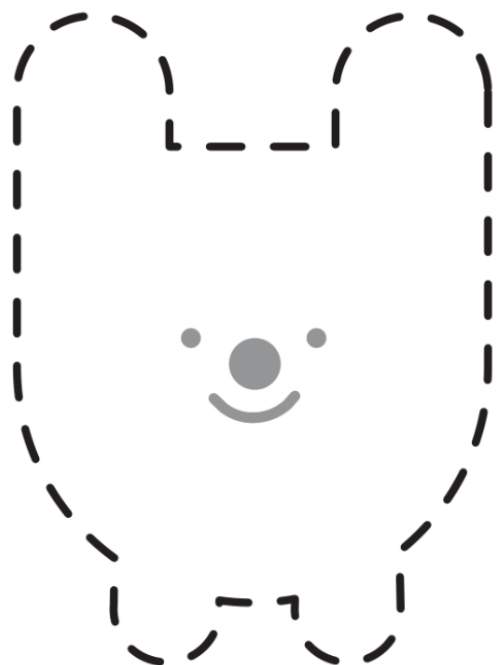
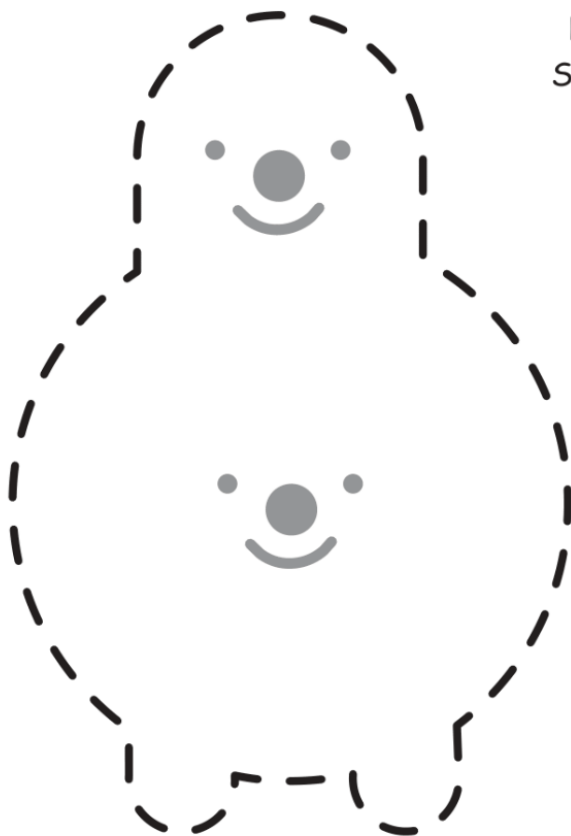
- Step 1: Print out then cut your desired Mongrel pattern
- Step 2: Trace pattern twice on desired material
- Step 3: Cut out pattern from material
- Step 4: Add a face or sew details onto either piece
- Step 5: Sew or glue edges, leaving an opening
- Step 6: Add any filling if desired
- Step 7: Sew or glue up the opening and enjoy!


TOOLS

- Scissors
- Glue
- Needle and thread
- Rice
- Poly-fil
- Paint
- Misc. Bits and bobbles




Designed by:
Simon Sjoquist
2022





Designed by:
Simon Sjoquist
2022



Designed by:
Simon Sjoquist
2022